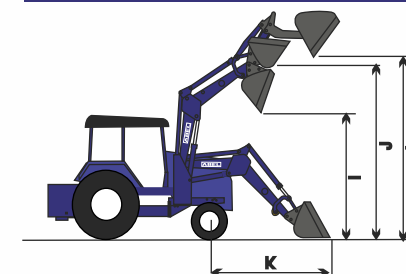


India's No. 1
BACK HOE & LOADER TRACTOR ATTACHMENTS

24 HOUR CUSTOMER CARE : 0-9999914795, 0-9810280709

SPECIFICATIONS



LOADER PERFORMANCE

(J) MAXIMUM OPERATING HT.	- 4 m
(K) REACH AT GROUND	- 2.45 m
FROM GROUND TO MAX. HT.	- 8 Second
UNLOADING	- 3 Second
DUMPING ANGLE	- 45°

OPTIONAL

LOADER FORKLIFT ATTACHMENT
LOADER PALLET FORKLIFT ATTACHMENT
LOADER GRABBER ATTACHMENT
LOADER ROCK BUCKET ATTACHMENT
BACK HOE BUCKET OF DIFF. SIZES
INDEPENDENT PUMP
DELUXE CABIN

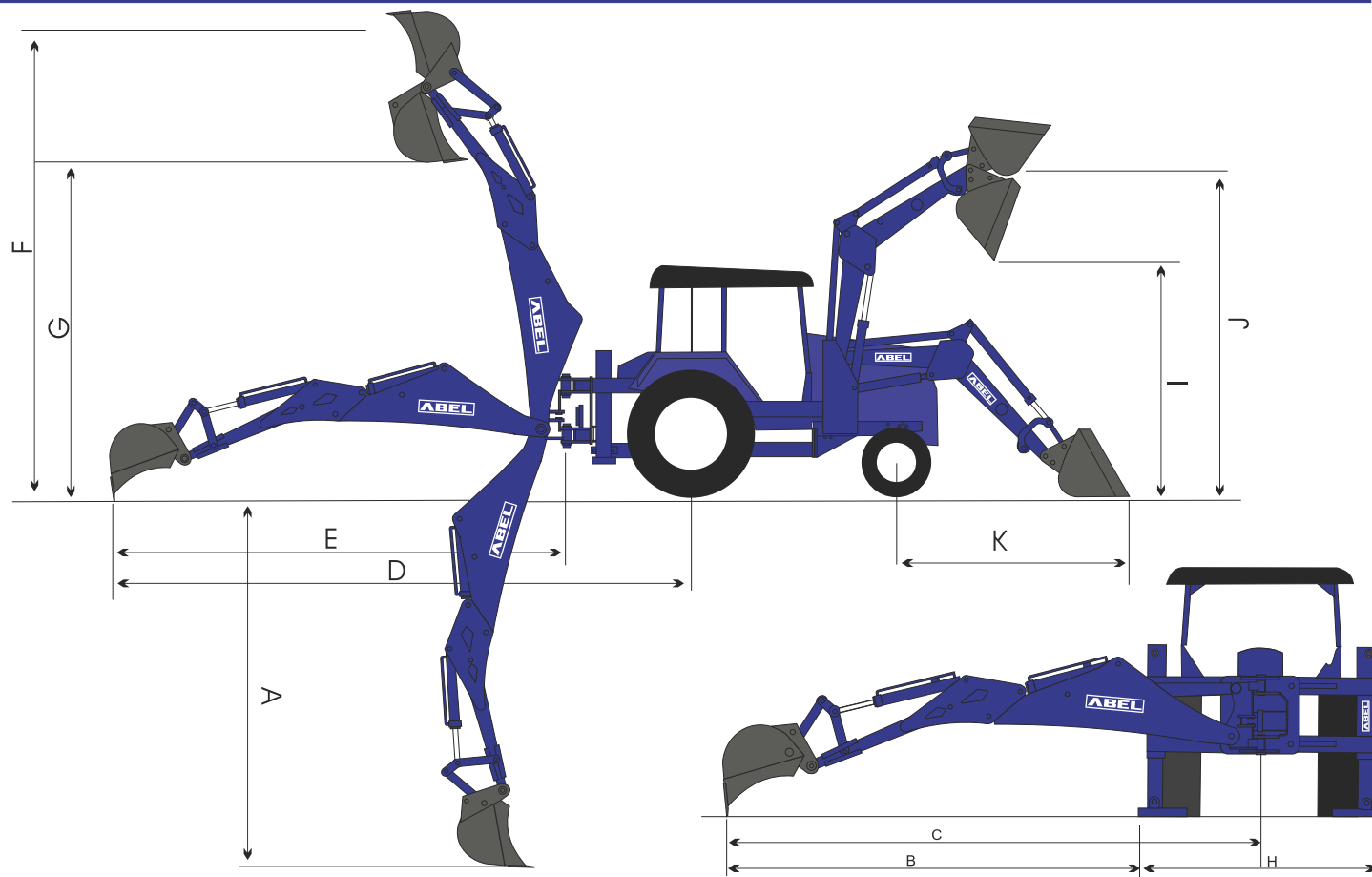
* The Technical characteristics are indicative and in no way binding. The specifications are subject to change without notice and may vary from tractor to tractor.
* We manufacture Back hoe - Loaders, Dozer attachments only. Tractors are manufactured by respective manufacturers under their trade marks.

Special Attachments Designed for ACE Tractor (35 HP or Above)

A.B. EXCAVATORS & EARTHMOVERS (P) LTD.

Head Office: Industrial Plot No. 9, Krishna Colony, Sector-56, Sohna Road, Faridabad - 121004 (INDIA)
Ph.: 0129-4279800 (16 Line) Fax: 0129-4279815-16 Email : mktg@abelindia.com Website : www.abelindia.com

SPECIFICATIONS



A.B. EXCAVATORS & EARTHMOVERS (P) LTD.

(AN ISO 9001: 2000 CERTIFIED CO.)

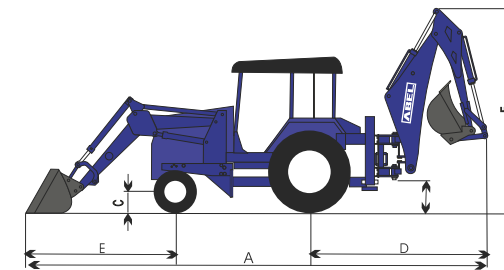
Head Office: Industrial Plot No. 9, Krishna Colony, Sector-56, Sohna Road, Faridabad - 121004 (INDIA)

Ph.: 0129-4279800 (16 Line) Fax : 0129-4279815-16

Email: mktg@abelindia.com Website: www.abelindia.com

Customer Care Mobile No. : 0-9999914795, 0-9810280709

STATIC DIMENSIONS



A OVER ALL LENGTH	7.8m
B SLEW GROUND CLEARANCE	.66m
C MINIMUM GROUND CLEARANCE	.36m
D EXCAVATOR MINIMUM REACH (FROM REAR AXLE)	3.1m
E LOADER MINIMUM REACH (FROM FRONT AXLE)	2.5m
F MAXIMUM HEIGHT	3.2m

BACKHOE PERFORMANCE

A DIG DEPTH	3.8m
B REACH OVER THE SIDE FROM STABILIZER	4.1 m
C REACH FROM SWING PIVOT CENTRE LINE	5.0 m
D REACH FROM REAR AXLE CENTRE LINE	6.41m
E REACH FROM PIVOT CENTRE LINE	5.0m
F HEIGHT MAX FULLY RAISED	5.26m
G LOADING HEIGHT CLEARANCE	3.42m
H STABILIZER SPREAD	2.21m

LOADER PERFORMANCE

I DUMP HEIGHT	2.59m
J MAXIMUM OPERATING HEIGHT	3.85m
K REACH AT GROUND	2.45m

*The technical characteristics are indicative and in no way binding. The specification are subject to change without notice and may vary from tractor to tractor.

*We manufacture Backhoe - Loader, Dozer attachments only. Tractors are manufactured by respective manufacturers under their trade marks.

Authorised Dealer